

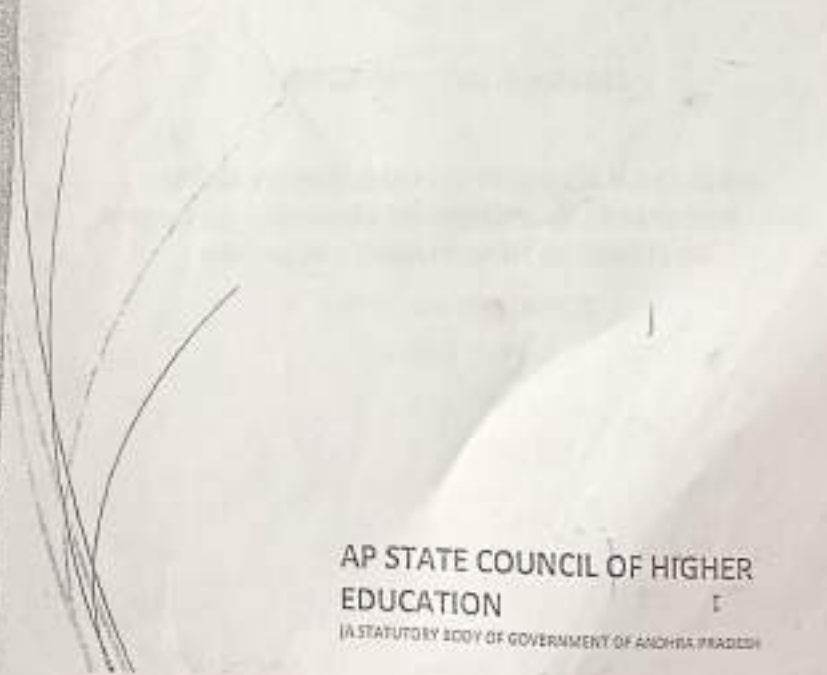
5231

9/1/2023



Program Book

Community Service Project



AP STATE COUNCIL OF HIGHER
EDUCATION

(A STATUTORY BODY OF GOVERNMENT OF ANDHRA PRADESH)

**SURVEY ON CLEANLINESS AND
HYGIENE AT
JALARI PETA**

BY
GUMMADI PRAVEEN KUMAR



Estd : 1860
REGD.NO:: 720130805231

PROJECT WORK SUBMITTED TO MRS. A.V.N COLLEGE,
AFFILIATED TO ANDHRA UNIVERSITY, VISAKHAPATNAM FOR
THE PARTIAL FULFILMENT OF DEGREE OF

BACHELOR OF SCIENCE

2020 – 2023

DECLARATION

I GUMMADI PRAVEEN KUMAR, Student of II B.Sc – C.B.Z, Mrs. A.V.N College, affiliated to Andhra University here by declared that this project entitled "Survey on cleaningness and hygiene at Jalari peta" is a genuine work carried out by me under the guidance of Mr.P.Venkatarao, Lecturer in Chemistry, Mrs.A.V.N College, Visakhapatnam, Andhra Pradesh. Furthermore, this project work was not submitted to any other institution or University for awarding any Degree.

DATE: 2/3/23

PLACE: Visakhapatnam

Praveen
Name & Signature
of the student

MRS.A.V.N COLLEGE



Estd - 1960

VISAKHAPATNAM - 530001

ANDHRA PRADESH

CERTIFICATE

This is to certify that project entitled as " Survey of screening report on Covid-19 vaccination at Kurpam market area" is bonafide work done by **GUMMADI PRAVEEN KUMAR**(Regd.no.720130805231), B.Sc - C.B.Z student under my guidance. I certify that the project work done by him/her is original and has not been submitted to any other information.


(M Simhadri Nasu)

PRINCIPAL
PRINCIPAL

Mrs. A.V.N. COLLEGE
VISAKHAPATNAM


(P. Venkatarao)
MENTOR

Program Book
for
Community Service Project

Name of the Student: GUMMADI PRAVEEN KUMAR

Name of the College: Mrs. AVN College

Registration Number: 720130805231

Period of CSP: From: October To: December
01-10-22 01-12-22

Name & Address of the Community/Habitation: Jalasipeta,
Visakapatnam
Andhra Pradesh.

Instructions to Students for Community Service Project

Please read the detailed Guidelines on Community Service Project hosted on the website of AP State Council of Higher Education <https://apsche.ap.gov.in>

Link:

<https://apsche.ap.gov.in/Pdf/Guidelines%20for%20the%20JIT%20Internship%20Community%20Service%20Project.pdf>

1. It is mandatory for all the students to complete 2 months (160 hours) of Community Service Project as a part of the 10 month mandatory internship/on the job training.
2. Consider yourself as a committed volunteer in the community, you work with.
3. Every student should identify the village/community/habitation for Community Service Project (CSP) in consultation with the College Principal/the authorized person nominated by the Principal.
4. Report to the community/habitation as per the schedule given by the College. You must make your own arrangements of transportation to reach the community/habitation.
5. You will be assigned with a Faculty Guide from your College. He/She will be creating a WhatsApp group with your fellow volunteers. Post your daily activity done and/or any difficulty you encounter during the programmes.
6. You should maintain punctuality in attending the CSP. Daily attendance is compulsory.
7. You are expected to learn about the community/habitation and their problems.
8. Know the leaders and the officials of the community/habitation.
9. While in project, always wear your College Identity Card.
10. If your College has a prescribed dress as uniform, wear the uniform daily.
11. Identify at least five learning objectives in consultation with your Faculty Guide. These learning objectives can address:
 - Information about the community, including the realities and problems of the society.
 - Need for creating awareness on socially relevant aspects/programs.
 - Acquiring specific Life Skills.
 - Learning areas of application of knowledge and technologies related to your discipline.
 - Identifying developmental needs of the community/habitation.

12. Practice professional communication skills with team members, and with the leaders and officials of the community. This includes expressing thoughts and ideas effectively through oral, written, and non-verbal communication, and utilizing listening skills.
13. Be regular in filling up your Program Book. It shall be filled up in your own handwriting. Add additional sheets wherever necessary.
14. At the end of Community Service Project, you shall be evaluated by the person in-charge of the community/habitacion to whom you report to.
15. There shall also be evaluation at the end of the community service by the Faculty Guide and the Principal.
16. Do not indulge in any political activities.
17. Ensure that you do not cause any disturbance to the inhabitants or households during your interaction or collection of data.
18. Be cordial but not too intimate with the persons you come across during your service activities.
19. You should understand that during this activity, you are the ambassador of your College, and your behavior during the community service programme is of utmost importance.
20. If you are involved in any discipline related issues, you will be withdrawn from the programme immediately and disciplinary action shall be initiated.
21. Do not forget to keep up your family pride and prestige of your College.
22. Remember that you are rendering valuable service to the society and your role in the community development will become part of the history of the community.

Community Service Project Report

Submitted in accordance with the requirement for the degree of

Name of the College: Mrs. AVN College
Department: Bsc [Chemistry, Botany, Zoology]
Name of the Faculty Guide: P. Venkatarao
Duration of the CSP: From Oct. 1st to December 1st 2022
Name of the Student: G. Praveen Kumar
Programme of Study: Bsc. Chemistry, Botany, Zoology.
Year of Study: 3rd Year.
Register Number: 720130805231
Date of Submission: 02/3/2023.

Student's Declaration

I, G. Praveen a student ofProgram, Reg. No. 720130805231 of the Department of B.Sc., Mrs. AVN College do hereby declare that I have completed the mandatory community service from Oct. to Dec. in Choolies (Name of the Community/Habitation) under the Faculty Guideship of P. Venkatesh (Name of the Faculty Guide), Department of Chemistry in Mrs. AVN College.College

Praveen

(Signature and Date)

Endorsements

P. Krishna Kumar
Faculty Guide

P. KRISHNA KUMAR
HOD IN CHEMISTRY
DEPARTMENT OF CHEMISTRY
MRS. A.V.N. COLLEGE
VISAKHAPATNAM-530002

[Signature]
Head of the Department

[Signature]
Principal
PRINCIPAL
MRS. A.V.N. COLLEGE
VISAKHAPATNAM

Certificate from Official of the Community

This is to certify that G. Praveen Kumar (Name of the Community Service Volunteer) Reg. No. 72130025231 of M. S. S. College (Name of the College) underwent community service in Cheruvu, S.S. Nagar (Name of the Community) from Oct. 2022 to Dec. 2022.

The overall performance of the Community Service Volunteer during his/her community service is found to be Good (Satisfactory/Good).

P. B. N. Thirumala
(Head, Administrative Section)
Authorized Signatory with Date and Seal

ACKNOWLEDGEMENTS

Primarily, I would like to thank my Chemistry Professor
Mr. VENKAT RAO

whose valuable guidance, his suggestions and his instructions was helped me to complete this project successfully. He served as the major contributor for completion of cleanliness and hygienic project.

Then I would like to thank my friends and classmates who helped me with their valuable suggestions and support which has been helpful in various phases of completion of the project.

My sincere efforts have made me to accomplish the task of completing this project.

CHAPTER 1: EXECUTIVE SUMMARY

The community service report shall have only a one-page executive summary. It shall include a brief description of the Community and summary of all the activities done by the student in CSP and five or more learning objectives and outcomes.

- * We should always keep our surroundings neat and clean.
- * The main goal of cleanliness is health.
- * It avoids spreading of dirt and bacteria.
- * We must take responsibility for cleaning our house and society.
- * A clean and healthy society is very essential for the progress of the nation.
- * Cleanliness is a habit.
- * Cleanliness helps in maintaining a healthy environment.
- * We must separate the waste as dry waste and wet waste.
- * We must use a dustbin to throw waste instead of throwing in open places.
- * Cleanliness keeps us healthy.
- * Cleanliness will save the environment.
- * Cleanliness will prevent the spreading of several diseases.

CHAPTER 2: OVERVIEW OF THE COMMUNITY

- About the Community/Village/Habitation including historical profile of the community/habitation, community diversity, traditions, ethics and values.
- Brief note on Socio-Economic conditions of the Community/Habitation.

Solid waste is any material that is primarily not a liquid or gas and is unwanted discarded by its owner and can be from domestic, commercial, industrial operations.

Solid waste management explains the collection, transportation and disposal services.

Cleanliness is both the abstract state of being clean and free from germs, dirt, trash or waste, and habit of achieving and maintaining that state.

Cleanliness is often achieved through cleaning. Culturally cleaning is usually a good quality, as indicated by aphorism.

"Cleanliness is next to godliness" and may be regarded as contributing to other ideals such as health and beauty.

CHAPTER 3: COMMUNITY SERVICE PART

Description of the Activities undertaken in the Community during the Community Service Project. This part could end by reflecting on what kind of values, life skills, and technical skills the student acquired.

By getting involved in Community service at a young age, students benefit in a lot of ways.

→ Develops an increased sense of social responsibility

* Activities done :-

- ① Survey Conducted in a Area.
- ② Conducted Community awareness Campaign.
- ③ Projects implemented in area.
- ④ Created Project report.

* Values learnt:

- | | |
|----------------|------------|
| ① Co operation | ⑤ Respect |
| ② Compassion | ⑥ Kindness |
| ③ Gratitude | ⑦ Courage |
| ④ Morality | |

* Technical Skills learnt :-

- | | |
|----------------------|-------------|
| ① DATA analysis | ④ Analytics |
| ② Writing | ⑤ Team work |
| ③ Project management | ⑥ Research. |

ACTIVITY LOG FOR THE FIRST WEEK

DAY & DATE	BRIEF DESCRIPTION OF THE DAILY ACTIVITY	LEARNING OUTCOME	Person In-charge Signature
Day - 1	Surveying the villagers	Data Collection and analysing	✓
Day - 2	Surveying the rural area	Data Collection and analysing	✓
Day - 3	Surveying the rural area.	Data Collection and analysing	✓
Day - 4	Surveying the rural area	Data Collection and analysing	✓
Day - 5	Surveying the rural area	Data Collection and analysing	✓
Day - 6	Surveying the rural area	Data Collection and analysing	✓

WEEKLY REPORT

WEEK - 1 (From Dt. Oct-01.. to Dt. Oct-07..)

Objective of the Activity Done:	To collect demography data.
Detailed Report:	<p>In this first week, our monitor made a team with members to do Community Service Project in Railway new Colony which is under Visakhapatnam Municipal Corporation, Andhra Pradesh. We selected topic Cleanliness and Hygiene.</p> <ul style="list-style-type: none">+ Grills in chimneys - Check that they are well placed.+ Window Screens and mosquito nets: These are helpful in prevention of entry of mosquitoes and insects. We must check that they don't have holes.+ Buckets must be closed, except when used.+ Take care of stagnant water.+ Always wash hands after handling garbage or waste.

ACTIVITY LOG FOR THE SECOND WEEK

DAY & DATE	BRIEF DESCRIPTION OF THE DAILY ACTIVITY	LEARNING OUTCOME	Person In-charge Signature
Day - 1	"Cleanliness and Hygiene Campaign" Conducted.	We are keeping our community clean by removing stagnant water	✓
Day - 2	"Empowerment of Women" Campaign Conducted.	Given some necessary awareness to be independent.	✓
Day - 3	"Green earth make it happen" Campaign Conducted.	Demonstrated how earth is being polluted and requested to save it	✓
Day - 4	"Digital n rural" Campaign Conducted	Given awareness on blind superstitions and to adopt digital world	✓
Day - 5	"Dry waste and wet waste Separation" Campaign Conducted	They learnt about the environmental benefits of separating dry and wet waste.	✓
Day - 6	"Diseases Caused by mosquitoes" Campaign Conducted	They started using mosquito nets and some other measures. Also clearing the stagnant water	✓

WEEKLY REPORT

WEEK - 2 (From Dt. OCT. 10. to Dt. OCT. 16.)

Objective of the Activity Done:







Detailed Report:

In this second week, we continued surveying the remaining houses in Railway new Colony. Our survey has ended in this weekend.

When compared to first week, we had lot of experiences with rural area while conducting survey in village. The experiences are

- Some areas are still believing Superstitions.
- They don't have awareness on Social media or news.
- An assertion of moral superiority cleanliness has played a role in establishing cultural values in relation to social class, humanitarianism.
- On a practical level cleanliness is thus related to hygiene and disease prevention.
- Cleaning procedures are of the utmost importance in many forms of manufacturing units.
- Cleanliness is thus relate to health and hygiene.

ACTIVITY LOG FOR THE THIRD WEEK

DAY & DATE	BRIEF DESCRIPTION OF THE DAILY ACTIVITY	LEARNING OUTCOME	Person In-charge Signature
Day - 1	"Health and hygiene" Campaign Conducted	Given some message regarding health and hygiene to avoid diseases.	
Day - 2	"Waste caused due to Superstitions" Campaign Conducted.	Given awareness on blind superstitions and no use of them to Practise.	
Day - 3	"Practise of Constructing Soak pit" Campaigns.	Told about the Soak pits allow the water to soak in to the ground.	
Day - 4	"End plastic pollution" Campaign Conducted.	This Campaign helps people understand the impacts of plastic pollution to ecosystem.	
Day - 5	"Plant Something Green" Campaign Conducted.	This Campaign is to encourage house-holders to beautify their landscape and protect environment.	
Day - 6	Greenpeace's detox Campaign Conducted	Given some awareness about the toxic gases released by industries and health effects.	

WEEKLY REPORT

WEEK - 3 (From Dt. Oct-12 to Dt. Oct-23.)

Objective of the Activity Done: Community Awareness Campaigns Conducted.

Detailed Report: In this third week, we have conducted totally 6 campaigns in village to aware villagers. During survey, we found villagers should need aware in some aspects.







To make village clean and green, we conducted 'Health and Hygiene'. We awarded people to avoid disease and uncleanliness. We awarded them about unhealthy habits.

In rural areas we educated people about the benefits of Soak pits. Soak pits serve as secondary chambers receiving effluent from a primary Sanitation technology for the treatment of waste water and gradually allow the effluent of percolate in to surrounding soil.

'Plastic pollution' is the accumulation of plastic objects and particles in the earth's environment that adversely affects human, wild life and their habitat.

In detox Campaign the main goal is to reduce water pollution caused by toxic chemicals released from industries.

ACTIVITY LOG FOR THE FOURTH WEEK

DAY & DATE	BRIEF DESCRIPTION OF THE DAILY ACTIVITY	LEARNING OUTCOME	Person In-charge Signature
Day - 1	Project implementation Plan is made.	Data analysis Critical thinking Problem Solving	
Day - 2	'A clean body is a healthy body' Campaign	Keeping our body clean will protect us from sexual virus and bacteria.	
Day - 3	On the fourth week visited the houses and surveyed on the cleanliness and hygiene.	All are hygienic.	
Day - 4	After all procedure done then I am ready to write the Esp manual.	Written Skill.	
Day - 5	Surfing the web for gathering information.	Internet Skills.	
Day - 6	All the data is gathered, selected best information written in log book.	Thinking	

WEEKLY REPORT

WEEK - 4 (From Dt. 19.10.23 to Dt. 25.10.23)

Objective of the Activity Done: Project implementation in rural area







Detailed Report: In this health week, we have implemented our project in making our colony area. This implementation of project included explaining banned plastic waste development goals, ways to start small awareness in rural area.

San cleanliness and hygiene is very important in today's society for both health and social reasons. Keeping your hands and body clean is very important in stopping the development and spread of illness and infection. This simple habit doesn't just benefit your health.

Personal hygiene is how you care for your body. This practice includes brushing, washing your hands, brushing your teeth and more. Every day we come in contact with a millions of bacteria and viruses. In some cases these pathogens will make you sick.

Therefore, being hygienic is very important if you wish to have a healthy life.

ACTIVITY LOG FOR THE FIFTH WEEK

DAY & DATE	BRIEF DESCRIPTION OF THE DAILY ACTIVITY	LEARNING OUTCOME	Person In-charge Signature
Day - 1	Organizing the primary data collected through survey	writing data analysis.	
Day - 2	To collect demography data.	Data analysis decision.	
Day - 3	All the collected data and info. is showed to our mentor.	With our mentor corrected small mistakes then I rectified.	
Day - 4	After that all information was written in csp programme book.	Hard writing skills.	
Day - 5	Programme book is make in to a page.	Usage of mobile.	
Day - 6	I think the project is completed. I learn so much information.	Critical information.	

WEEKLY REPORT

WEEK - 5 (From Dt. Dec-25 to Dt. Dec-29)

Objective of the Activity Done: Project final report writing.

Detailed Report: In the fifth week we the fifteen members of our team gathered in college and analyzed the raw data collected during survey. The primary data was clearly and neatly observed and we made final report of our survey data and submitted in college.

First we organised the primary data collected through survey. Then we discussed with our team on final report and how to make it.

The final report was made with the campaign conducted data and description of data. At last we submitted our report to the college.

We have worked daily 6 hours for this project. Totally we worked 10 hours. $[30 \text{ days} \times 6 \text{ hr} = 180 \text{ hrs}]$ to complete and submit the project we enjoyed process. Cleanliness is one of the most important qualities of life. It is considered next to godliness.

CHAPTER 6: OUTCOMES DESCRIPTION

Details of the Socio-Economic Survey of the Village/Habitation. Attach the questionnaire prepared for the survey.

Problems in Jalaripeta:

1. Proper drainage is not there.
2. There is high chance of flood to this area during heavy rain as the near by water tank full of rain water and supply water line in to area.

(As village is beside Bhashore)

3. Cleanliness, none maintaining our surroundings, house and body neat and clean.
4. Neglecting garbage and various waste materials by not disposing of them properly.
5. Open defecation.
6. Open sewerage.
7. Drinking contaminated water.
8. Mosquitoes are a big nuisance.
9. Water is waste by negligence.
10. Open defecation: If this issue isn't take seriously, flies & worms enter the water and find then enter in to body and spreads infection.

Describe the problems you have identified in the community

Problems in Jalapipeta.

1. Proper drainage system is not there.
2. There is a high chance of flood to this area during heavy rain as the near by water tank gets filled full of rain water and surplus water flows in to open. [as village is beside the tank]
3. Neglecting garbage and various waste materials by not disposing them properly.
4. Open defecation.
5. Open sewage.
6. Stagnant water.
7. Contaminated drinking water.
8. Failure to exterminate mosquitoes.
9. Usage of plastic.
10. Water is wasted by negligence.
11. People are not separating waste as dry and wet waste due to lack of knowledge and awareness.
12. Open defecation: If this issue is not taken seriously this will become very dangerous to human health.

Short-term and long term action plan for possible solutions for the problems identified and that could be recommended to the concerned authorities for implementation.

Solutions for the Problems of Talari Peta:

- * Proper drainage system should be laid in that area.
 - * Some streets are not even have Street Lights.
 - * Some People are still living in very Poor Sanitary Conditions.
 - * Volunteers and ASHA workers should bring awareness and guide them about health and hygiene.
 - * I have never seen municipality workers Sweeping the main roads in this area. Also they are not cleaning the drainages and leaching the dirty areas.
 - * I request GVMC to take necessary actions.
 - * Garbage of this locality remains uncleaned.
 - * It has become difficult for us to dwell here due to unpleasant smell emitting from the garbage.
- Therefore, quick action from GVMC will be highly appreciated.

Description of the Community awareness programme/s conducted w.r.t the problems and their outcomes.

Community awareness programmes:

On total 6 Community awareness programmes were conducted in Pradhika Talavi-Deta.

- ① Cleanliness and hygiene
- ② Women empowerment.
- ③ Green earth - make it happen.
- ④ Digital in rural.
- ⑤ Dry waste and wet waste separation.
- ⑥ Health and hygiene.

Health and hygiene programme is to bring awareness among rural areas to have clean surroundings and have healthy diets and healthy habits.

Women empowerment is to aware about the women development and its necessity in present society.

Dry waste and wet waste separation is to let the people know about the use of the separation, and explained them that how the dry waste can be recycled and reused for waste is modified for manures.

Mrs. A.V.N COLLEGE
COMMUNITY SERVICE PROJECT
CLEANINGNESS AND HYGIENE

*Recipient name: D. Satya *DOB: 40 yrs.

*Address: Jaloripeta *Phone no: -

*Sex: Female

1. How do you feel that the cleanliness in your local environment? A. Yes B. No

2. After cleaning the house where do you throw waste materials? at dustbin.

3. How many times dustbins in your street are been cleaned? Thrice a week.

4. Are you using plastic bags? A. Yes B. No

5. Are you using dustbins? A. Yes B. No

6. Are you using washrooms in your house? A. Yes B. No

7. From where do you bring drinking water? From local tap

8. Are you using dry dustbin & wet dustbin? A. Yes B. No

Ms.A.V.N COLLEGE
COMMUNITY SERVICE PROJECT
CLEANNESS AND HYGIENE

*Recipient name: P. Laxmi *DOB: 6/3/96

*Address: Jaganipeta *Phone no: -

*Sex: Female

1. How do you feel that the cleanliness in your local environment? A. Yes B. No

2. After cleaning the house where do you throw waste materials at dustbin

3. How many times dustbins in your street are been cleaned? three a week

4. Are you using plastic bags? A. Yes B. No

5. Are you using dustbins? A. Yes B. No

6. Are you using washrooms in your house? A. Yes B. No

7. From where do you bring drinking water? Tapline

8. Are you using dry dustbin & wet dustbin? A. Yes B. No

Mrs. A.V.N COLLEGE
COMMUNITY SERVICE PROJECT
CLEANINGNESS AND HYGIENE

*Recipient name: A. Dhruvika *DOB: 16/05/
*Address: Jalavireta *Phone no: -
*Sex: Female

1. How do you feel that the cleanliness in your local environment? A. Yes B. No
2. After cleaning the house where do you throw waste materials → at dustbin.
3. How many times dustbins in your street are been cleaned? → three a week
4. Are you using plastic bags? A. Yes B. No
5. Are you using dustbins? A. Yes B. No
6. Are you using washrooms in your house? A. Yes B. No
7. From where do you bring drinking water? → from local tap.
8. Are you using dry dustbin & wet dustbin? A. Yes B. No

Mrs.A.V.N COLLEGE
COMMUNITY SERVICE PROJECT
CLEANINGNESS AND HYGIENE

*Recipient name: P. Yashwanth DOB: 19/09/11

*Address: Jalari Peta *Phone no: -

*Sex: Male

1. How do you feel that the cleanliness in your local environment? A. Yes B. No
2. After cleaning the house where do you throw waste materials at in dustbin
3. How many times dustbins in your street are been cleaned? three a week
4. Are you using plastic bags? A. Yes B. No
5. Are you using dustbins? A. Yes B. No
6. Are you using washrooms in your house? A. Yes B. No
7. From where do you bring drinking water? from water tanks
8. Are you using dry dustbin & wet dustbin? A. Yes B. No

Mrs.A.V.N COLLEGE
COMMUNITY SERVICE PROJECT
CLEANINGNESS AND HYGIENE

*Recipient name: Chittibabu *DOB: 45 yrs

*Address: Jalari peta *Phone no: -

*Sex Male

1. How do you feel that the cleanliness in your local environment? A. Yes B. No
2. After cleaning the house where do you throw waste materials In dustbin
3. How many times dustbins in your street are been cleaned? three a week
4. Are you using plastic bags? A. Yes B. No
5. Are you using dustbins? A. Yes B. No
6. Are you using washrooms in your house? A. Yes B. No
7. From where do you bring drinking water? Hand PIPES
8. Are you using dry dustbin & wet dustbin? A. Yes B. No

Mrs.A.V.N COLLEGE
COMMUNITY SERVICE PROJECT
CLEANINGNESS AND HYGIENE

*Recipient name: Y. Lakshmi *DOB: 36 yrs.
*Address: Talavipeta *Phone no: -
*Sex Female

1. How do you feel that the cleanliness in your local environment? A. Yes B. No
2. After cleaning the house where do you throw waste materials in dustbin
3. How many times dustbins in your street are been cleaned? thrice a week
4. Are you using plastic bags? A. Yes B. No
5. Are you using dustbins? A. Yes B. No
6. Are you using washrooms in your house? A. Yes B. No
7. From where do you bring drinking water? from our locality pipe lines.
8. Are you using dry dustbin & wet dustbin? A. Yes B. No

Mrs.A.V.N COLLEGE
COMMUNITY SERVICE PROJECT
CLEANINGNESS AND HYGIENE

*Recipient name: N. Nageswari *DOB: 29/9/81

*Adress: Jaloripeta *Phone no: -

*Sex Female

1. How do you feel that the deniness in your local environment? A. Yes B. No
2. After cleaning the house where do you throw waste materials in dustbin
3. How many times dustbins in your street are been cleaned? three a week
4. Are you using plastic bags? A. Yes B. No
5. Are you using dustbins? A. Yes B. No
6. Are you using washrooms in your house? A. Yes B. No
7. From where do you bring drinking water? from our locality pipelines.
8. Are you using dry dustbin & wet dustbin? A. Yes B. No

Mrs.A.V.N COLLEGE
COMMUNITY SERVICE PROJECT
CLEANINGNESS AND HYGIENE

*Recipient name: G. Satya *DOB: 30 yrs

*Adress: Talasipeta *Phone no: -

*Sex: Female

1. How do you feel that the cleanliness in your local environment? A. Yes B. No
2. After cleaning the house where do you throw waste materials in dustbin
3. How many times dustbins in your street are been cleaned? daily
4. Are you using plastic bags? A. Yes B. No
5. Are you using dustbins? A. Yes B. No
6. Are you using washrooms in your house? A. Yes B. No
7. From where do you bring drinking water? from own locality pipelines
8. Are you using dry dustbin & wet dustbin? A. Yes B. No

Mrs.A.V.N COLLEGE

COMMUNITY SERVICE PROJECT

CLEANINGNESS AND HYGIENE

*Recipient name: K. Satya *DOB: 26/08/2001

*Adress: Jadaripeta *Phone no: ---

*Sex Female

1. How do you feel that the cleanliness in your local environment? A. Yes B. No

2. After cleaning the house where do you throw waste materials in dustbin

3. How many times dustbins in your street are been cleaned? daily

4. Are you using plastic bags? A. Yes B. No

5. Are you using dustbins? A. Yes B. No

6. Are you using washrooms in your house? A. Yes B. No

7. From where do you bring drinking water? hand pipes

8. Are you using dry dustbin & wet dustbin? A. Yes B. No

Mrs.A.V.N COLLEGE
COMMUNITY SERVICE PROJECT
CLEANINGNESS AND HYGIENE

*Recipient name: S. Patna *DOB: 25 yrs.

*Address: Jalaripeta *Phone no:

*Sex Female

1. How do you feel that the cleanliness in your local environment? A. Yes B. No
2. After cleaning the house where do you throw waste materials? in dustbin
3. How many times dustbins in your street are been cleaned? daily
4. Are you using plastic bags? A. Yes B. No
5. Are you using dustbins? A. Yes B. No
6. Are you using washrooms in your house? A. Yes B. No
7. From where do you bring drinking water? from our locality pipelines
8. Are you using dry dustbin & wet dustbin? A. Yes B. No



Visakhapatnam, Andhra Pradesh
22-29-16, Port Area, Visakhapatnam, Andhra P
530020, India
Lat 17.698966°
Long 83.300311°
16/09/22 04:30 PM GMT +05:30



Visakhapatnam, Andhra Prade
22-29-16, Port Area, Visakhapatnam, Andh
530020, India
Lat 17.698966°
Long 83.300329°
16/09/22 04:33 PM GMT +05:30



Mrs. A.V.N COLLEGE



Mrs. A.V.N COLLEGE



Mrs. A.V.N COLLEGE



Mrs. A.V.N COLLEGE

CHEMISTRY DEPARTMENT

Evaluation by the Person in-charge in the Community/Habitation

Student Name: Ganvadi Praaveen Kumar,
 Registration No: 1726130305931
 Period of CSP: From: Oct To: December
 Date of Evaluation: 01/08/2023
 Name of the Person in-charge: P. Venkatachari
 Address with mobile number: 6302814236

Please rate the student's performance in the following areas:
 Please note that your evaluation shall be done independent of the Student's self-evaluation
 Rating Scale: 1 is lowest and 5 is highest rank.

	1	2	3	4	5
1) Written communication					
2) Written communication					
3) Interaction ability with community					
4) Public Speaking					
5) Self-confidence					
6) Work Plan and organization					
7) Creativity					
8) Time Management					
9) Achievement of Desired Outcomes					
10) Achievement of Desired Outcomes					
11) Achievement of Desired Outcomes					
12) Achievement of Desired Outcomes					
13) Achievement of Desired Outcomes					
14) Achievement of Desired Outcomes					
15) Achievement of Desired Outcomes					

Date: 01/08/23

Praaveen
Signature of the Supervisor

Student Self-Evaluation for the Community Service Project

Student Name: **GUMMADI PRAVEEN KUMAR.**
 Registration No: **72030805231**
 Period of CSP: From **Oct** to **Dec.**
 Date of Evaluation: **2/3/23**
 Name of the Person in-charge: **P. Venkatesh**
 Address with mobile number: **6302816236.**

Please rate your performance in the following areas:

Rating Scale: 1 is lowest and 5 is highest rank

1) Oral Communication	1	2	3	4	5
2) Written communication	1	2	3	4	5
3) Courteousness	1	2	3	4	5
4) Interaction ability with community	1	2	3	4	5
5) Teamwork/Group	1	2	3	4	5
6) Self-confidence	1	2	3	4	5
7) Willingness	1	2	3	4	5
8) Work Plan and organization	1	2	3	4	5
9) Responsibility	1	2	3	4	5
10) Creativity	1	2	3	4	5
11) Quality of work	1	2	3	4	5
12) Time Management	1	2	3	4	5
13) Responsiveness to the community	1	2	3	4	5
14) Achievement of Desired Outcomes	1	2	3	4	5
OVERALL PERFORMANCE	1	2	3	4	5

Date: **2/3/23**

Praveen
Signature of the Student



EduSkills
Nation Building Through Skills

Virtual Internship Completion Certificate

This is to certify that

Praveen Kumar Gummadi

Mrs. A.V.N. Degree College

has successfully completed 10 weeks
AWS Cloud Virtual Internship
During Sep - Nov 2022

Supported By **aws** academy

Prof. K. Hemachandran Prasad
Chairman, Andhra Pradesh State
Council of Higher Education

Dr. Vikas Ranjan Misra
Chief Technology Officer (CTO)
EduSkills



Certificate ID: 67b155aa121459c5e081781b4d0e0c71c